

# ASIA GIRLS' LEADERSHIP INDEX: COUNTRY PROFILE

## 17 AFGHANISTAN

	<b>Total Population</b>	<b>28,224,323</b>	<b>Female Population</b>	<b>13,785,867</b>		
	0-4	4,808,437	0-4	2,379,461	<b>HDI</b>	0.498 (Rank 168)
	5-9	4,539,772	5-9	2,179,688	<b>GDI</b>	0.625 (Group 5)
	10-14	3,970,838	10-14	1,844,564	<b>GII</b>	0.653
	15-19	3,208,826	15-19	1,580,080	<b>GDP/Capita</b>	1,804

	Overall	Education	Economic Opportunities	Protection	Health	Voice & Representation	Laws
Index Score	<b>0.403</b>	0.111	0.167	0.575	0.566	0.596	0.400
Country Ranking	<b>17</b>	19	19	16	16	15	4 ▲

▲Group 4 of 5

Domain	Indicator	Indicator Value	Index Value	Ranking
Education	Completion Rate, Lower Secondary Female (%)	39.2	0.236	19
	Gross enrolment ratio for tertiary education, female (%)	5.1	0.034	19
	Access to Internet, Female (%)	4.9	0.049	19
	Mean years of schooling, female (years)	1.9	0.127	19
Economic Opportunity	Share of youth not in employment, education or training (youth NEET rate), Female (%)	65.9	0.341	19
	Youth Labour Participation Rate, Female (%)	19.9	0.199	17
	Account ownership at a financial institution or with a mobile-service provider, Female (%)	7.2	0.072	17
Protection	Female share of employment in managerial positions (%)	4.1	0.055	19
	Percentage of girls aged 5-17 years engaged in child labour	12.6	0.748	15
	Percentage of women aged 20-24 who were married before age 18	34.8	0.613	13
Health	Percentage of the female population ages 15 and older that has ever experienced physical and/or sexual violence from an intimate partner	50.8	0.365	15
	Adolescent birth rate (births per 1,000 women aged 15-19)	64.5	0.678	18
	Proportion of women aged 15 - 19 years who have their need for family planning satisfied with modern methods	20.8	0.208	17
	Prevalence of stunting, height for age, female (% of children under 5)	39.4	0.437	18
Political Voice and Representation	Suicide Mortality Rate (15-19), female (per 100,000 female population)	2.3	0.943	4
	Proportion of seats held by women in national parliaments	27.7	0.369	4
	Woman's testimony carries the same evidentiary weight in court as a man's	Yes	1.000	-
	Proportion of girls under 5 years of age whose births have been registered with a civil authority	41.9	0.419	15
Laws and Policies	Equal rights between sons and daughters to inherit assets from parents	No	0.000	-
	Equal remuneration for work of equal value	No	0.000	-
	Legislation on sexual harassment in employment	Yes	1.000	-
	Laws prohibiting or invalidating child marriage	Yes	1.000	-
	Legislation explicitly criminalizes marital rape	No	0.000	-

# ASIA GIRLS' LEADERSHIP INDEX: COUNTRY PROFILE

## 18 BANGLADESH

<b>Total Population</b>	<b>144,043,697</b>	<b>Female Population</b>	<b>71,933,901</b>	<b>HDI</b>	<b>0.608 (Rank 136)</b>	
0-4	15,061,970	0-4	7,423,447	<b>GDI</b>	<b>0.881 (Group 5)</b>	
5-9	18,173,229	5-9	8,850,715	<b>GII</b>	<b>0.542</b>	
10-14	16,646,615	10-14	8,031,726	<b>GDP/Capita</b>	<b>3,524</b>	
15-19	12,861,890	15-19	6,352,398			


	Overall	Education	Economic Opportunities	Protection	Health	Voice & Representation	Laws
Index Score	<b>0.401</b>	0.279	0.330	0.526	0.581	0.492	0.200
Country Ranking	<b>18</b>	14	17	17	15	17	5▲

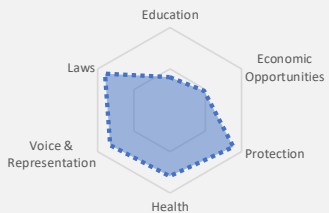
▲Group 5 of 5

Domain	Indicator	Indicator Value	Index Value	Ranking
Education	Completion Rate, Lower Secondary Female (%)	84.1	0.546	13
	Gross enrolment ratio for tertiary education, female (%)	14.5	0.097	14
	Access to Internet, Female (%)	12.6	0.126	16
	Mean years of schooling, female (years)	5.2	0.347	10
Economic Opportunity	Share of youth not in employment, education or training (youth NEET rate), Female (%)	44.6	0.554	14
	Youth Labour Participation Rate, Female (%)	26.4	0.264	14
	Account ownership at a financial institution or with a mobile-service provider, Female (%)	35.8	0.358	10
Protection	Female share of employment in managerial positions (%)	10.7	0.143	17
	Percentage of girls aged 5-17 years engaged in child labour	5.2	0.896	8
	Percentage of women aged 20-24 who were married before age 18	58.6	0.349	17
Health	Percentage of the female population ages 15 and older that has ever experienced physical and/or sexual violence from an intimate partner	53.3	0.334	16
	Adolescent birth rate (births per 1,000 women aged 15-19)	83.5	0.583	19
	Proportion of women aged 15 - 19 years who have their need for family planning satisfied with modern methods	68.4	0.684	7
	Prevalence of stunting, height for age, female (% of children under 5)	35.4	0.494	13
Political Voice and Representation	Suicide Mortality Rate (15-19), female (per 100,000 female population)	17.4	0.565	16
	Proportion of seats held by women in national parliaments	20.7	0.276	8
	Woman's testimony carries the same evidentiary weight in court as a man's	Yes	1.000	-
Laws and Policies	Proportion of girls under 5 years of age whose births have been registered with a civil authority	20.0	0.200	16
	Equal rights between sons and daughters to inherit assets from parents	No	0.000	-
	Equal remuneration for work of equal value	No	0.000	-
	Legislation on sexual harassment in employment	Yes	1.000	-
	Laws prohibiting or invalidating child marriage	No	0.000	-
	Legislation explicitly criminalizes marital rape	No	0.000	-

# ASIA GIRLS' LEADERSHIP INDEX: COUNTRY PROFILE

## 6 BHUTAN

<b>Total Population</b>	<b>727,145</b>	<b>Female Population</b>	<b>346,692</b>	<b>HDI</b>	0.612 (Rank 134)
 0-4	57,474	0-4	28,298	<b>GDI</b>	0.893 (Group 5)
5-9	62,991	5-9	30,956	<b>GII</b>	0.476
10-14	68,952	10-14	34,296	<b>GDP/Capita</b>	8,709
15-19	68,286	15-19	33,607		



	Overall	Education	Economic Opportunities	Protection	Health	Voice & Representation	Laws
Index Score	0.616	0.307	0.382	0.783	0.688	0.732	0.800
Country Ranking	6	10	15	8	10	4	2

\*Group 2 of 5

Domain	Indicator	Indicator Value	Index Value	Ranking
Education	Completion Rate, Lower Secondary Female (%)	84.7	0.550	11
	Gross enrolment ratio for tertiary education, female (%)	8.9	0.059	18
	Access to Internet, Female (%)	48.1	0.481	7
	Mean years of schooling, female (years)	2.1	0.140	18
Economic Opportunity	Share of youth not in employment, education or training (youth NEET rate), Female (%)	30.5	0.695	12
	Youth Labour Participation Rate, Female (%)	31.0	0.310	11
	Account ownership at a financial institution or with a mobile-service provider, Female (%)	27.7	0.277	13
Protection	Female share of employment in managerial positions (%)	18.5	0.247	14
	Percentage of girls aged 5-17 years engaged in child labour	1.7	0.966	2
	Percentage of women aged 20-24 who were married before age 18	25.8	0.713	12
Health	Percentage of the female population ages 15 and older that has ever experienced physical and/or sexual violence from an intimate partner	26.5	0.669	11
	Adolescent birth rate (births per 1,000 women aged 15-19)	20.3	0.899	6
	Proportion of women aged 15 - 19 years who have their need for family planning satisfied with modern methods	52.4	0.524	10
	Prevalence of stunting, height for age, female (% of children under 5)	33.5	0.521	12
Political Voice and Representation	Suicide Mortality Rate (15-19), female (per 100,000 female population)	7.6	0.810	11
	Proportion of seats held by women in national parliaments	14.9	0.199	12
	Woman's testimony carries the same evidentiary weight in court as a man's	Yes	1.000	-
Laws and Policies	Proportion of girls under 5 years of age whose births have been registered with a civil authority	99.8	0.998	2
	Equal rights between sons and daughters to inherit assets from parents	Yes	1.000	-
	Equal remuneration for work of equal value	Yes	1.000	-
	Legislation on sexual harassment in employment	Yes	1.000	-
	Laws prohibiting or invalidating child marriage	No	0.000	-
	Legislation explicitly criminalizes marital rape	Yes	1.000	-

# ASIA GIRLS' LEADERSHIP INDEX: COUNTRY PROFILE

## 15 BRUNEI DARUSSALAM

<b>Total Population</b>	<b>417,256</b>	<b>Female Population</b>	<b>203,152</b>	<b>HDI</b>	<b>0.853 (Rank 39)</b>
0-4	28,427	0-4	13,563	<b>GDI</b>	<b>0.990 (Group 1)</b>
5-9	30,426	5-9	14,753	<b>GII</b>	<b>0.236</b>
10-14	34,306	10-14	16,643	<b>GDP/Capita</b>	<b>71,809</b>
15-19	36,417	15-19	17,468		

	Overall	Education	Economic Opportunities	Protection	Health	Voice & Representation	Laws
Index Score	<b>0.502</b>	0.611	0.569	-	0.868	0.061	0.400
Country Ranking	<b>15</b>	2	4	-	2	19	4 <sup>▲</sup>

<sup>▲</sup>Group 4 of 5

Domain	Indicator	Indicator Value	Index Value	Ranking
Education	Completion Rate, Lower Secondary Female (%)	103.2	0.677	3
	Gross enrolment ratio for tertiary education, female (%)	40.3	0.269	4
	Access to Internet, Female (%)	90.0	0.900	1
	Mean years of schooling, female (years)	9.0	0.600	5
Economic Opportunity	Share of youth not in employment, education or training (youth NEET rate), Female (%)	20.0	0.800	6
	Youth Labour Participation Rate, Female (%)	35.5	0.355	8
	Account ownership at a financial institution or with a mobile-service provider, Female (%)	-	-	-
	Female share of employment in managerial positions (%)	41.3	0.551	3
Protection	Percentage of girls aged 5-17 years engaged in child labour	-	-	-
	Percentage of women aged 20-24 who were married before age 18	-	-	-
	Percentage of the female population ages 15 and older that has ever experienced physical and/or sexual violence from an intimate partner	-	-	-
Health	Adolescent birth rate (births per 1,000 women aged 15-19)	10.3	0.949	3
	Proportion of women aged 15 - 19 years who have their need for family planning satisfied with modern methods	83.0	0.830	3
	Prevalence of stunting, height for age, female (% of children under 5)	16.7	0.761	5
	Suicide Mortality Rate (15-19), female (per 100,000 female population)	2.7	0.933	5
Political Voice and Representation	Proportion of seats held by women in national parliaments	9.1	0.121	16
	Woman's testimony carries the same evidentiary weight in court as a man's	No	0.000	-
	Proportion of girls under 5 years of age whose births have been registered with a civil authority	-	-	-
Laws and Policies	Equal rights between sons and daughters to inherit assets from parents	No	0.000	-
	Equal remuneration for work of equal value	Yes	1.000	-
	Legislation on sexual harassment in employment	No	0.000	-
	Laws prohibiting or invalidating child marriage	Yes	1.000	-
	Legislation explicitly criminalizes marital rape	No	0.000	-

# ASIA GIRLS' LEADERSHIP INDEX: COUNTRY PROFILE

## 14 INDIA

	<b>Total Population</b>	<b>1,210,854,977</b>	<b>Female Population</b>	<b>587,584,719</b>	<b>HDI</b> 0.640 (Rank 130) <b>GDI</b> 0.841 (Group 5) <b>GII</b> 0.524 <b>GDP/Capita</b> 6,427	
	0-4	112,806,778	0-4	54,174,704		
	5-9	126,928,126	5-9	60,627,660		
	10-14	132,709,212	10-14	63,290,377		
	15-19	120,526,449	15-19	56,544,053		


	Overall	Education	Economic Opportunities	Protection	Health	Voice & Representation	Laws
Index Score	0.519	0.290	0.398	0.684	0.484	0.656	0.600
Country Ranking	14	13	13	13	19	12	3 ▲

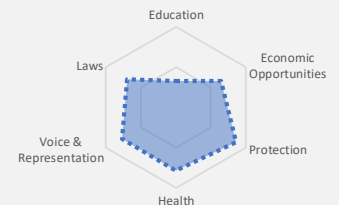
\*Group 3 of 5

Domain	Indicator	Indicator Value	Index Value	Ranking
Education	Completion Rate, Lower Secondary Female (%)	87.6	0.570	9
	Gross enrolment ratio for tertiary education, female (%)	28.0	0.187	8
	Access to Internet, Female (%)	8.4	0.084	17
	Mean years of schooling, female (years)	4.8	0.320	12
Economic Opportunity	Share of youth not in employment, education or training (youth NEET rate), Female (%)	49.3	0.507	17
	Youth Labour Participation Rate, Female (%)	14.7	0.147	19
	Account ownership at a financial institution or with a mobile-service provider, Female (%)	76.6	0.766	4
	Female share of employment in managerial positions (%)	13.0	0.173	16
Protection	Percentage of girls aged 5-17 years engaged in child labour	3.1	0.938	4
	Percentage of women aged 20-24 who were married before age 18	47.4	0.473	16
	Percentage of the female population ages 15 and older that has ever experienced physical and/or sexual violence from an intimate partner	28.7	0.641	12
Health	Adolescent birth rate (births per 1,000 women aged 15-19)	23.1	0.885	7
	Proportion of women aged 15 - 19 years who have their need for family planning satisfied with modern methods	26.9	0.269	13
	Prevalence of stunting, height for age, female (% of children under 5)	37.9	0.459	17
	Suicide Mortality Rate (15-19), female (per 100,000 female population)	27	0.325	17
Political Voice and Representation	Proportion of seats held by women in national parliaments	12.6	0.168	14
	Woman's testimony carries the same evidentiary weight in court as a man's	Yes	1.000	-
	Proportion of girls under 5 years of age whose births have been registered with a civil authority	80.1	0.801	9
Laws and Policies	Equal rights between sons and daughters to inherit assets from parents	Yes	1.000	-
	Equal remuneration for work of equal value	No	0.000	-
	Legislation on sexual harassment in employment	Yes	1.000	-
	Laws prohibiting or invalidating child marriage	Yes	1.000	-
	Legislation explicitly criminalizes marital rape	No	0.000	-

# ASIA GIRLS' LEADERSHIP INDEX: COUNTRY PROFILE

## 11 CAMBODIA

<b>Total Population</b>	<b>15,405,157</b>	<b>Female Population</b>	<b>7,853,213</b>	<b>HDI</b>	<b>0.582 (Rank 146)</b>
 0-4	1,600,527	0-4	785,459	<b>GDI</b>	<b>0.914 (Group 4)</b>
5-9	1,478,056	5-9	726,519	<b>GII</b>	<b>0.473</b>
10-14	1,424,533	10-14	697,417	<b>GDP/Capita</b>	<b>3,645</b>
15-19	1,637,111	15-19	798,290		



	Overall	Education	Economic Opportunities	Protection	Health	Voice & Representation	Laws
Index Score	<b>0.582</b>	0.233	0.553	0.763	0.678	0.665	0.600
Country Ranking	<b>11</b>	17	5	9	11	10	3▲

\*Group 3 of 5

Domain	Indicator	Indicator Value	Index Value	Ranking
Education	Completion Rate, Lower Secondary Female (%)	56.8	0.357	17
	Gross enrolment ratio for tertiary education, female (%)	12.2	0.081	16
	Access to Internet, Female (%)	23.9	0.239	12
	Mean years of schooling, female (years)	3.8	0.253	14
Economic Opportunity	Share of youth not in employment, education or training (youth NEET rate), Female (%)	15.2	0.848	3
	Youth Labour Participation Rate, Female (%)	69.5	0.695	1
	Account ownership at a financial institution or with a mobile-service provider, Female (%)	21.5	0.215	15
	Female share of employment in managerial positions (%)	34.1	0.455	6
Protection	Percentage of girls aged 5-17 years engaged in child labour	12.2	0.756	13
	Percentage of women aged 20-24 who were married before age 18	18.5	0.794	10
	Percentage of the female population ages 15 and older that has ever experienced physical and/or sexual violence from an intimate partner	20.9	0.739	8
Health	Adolescent birth rate (births per 1,000 women aged 15-19)	50.2	0.749	13
	Proportion of women aged 15 - 19 years who have their need for family planning satisfied with modern methods	45.8	0.458	12
	Prevalence of stunting, height for age, female (% of children under 5)	31.9	0.544	10
	Suicide Mortality Rate (15-19), female (per 100,000 female population)	1.6	0.960	1
Political Voice and Representation	Proportion of seats held by women in national parliaments	20.0	0.267	10
	Woman's testimony carries the same evidentiary weight in court as a man's	Yes	1.000	-
	Proportion of girls under 5 years of age whose births have been registered with a civil authority	72.9	0.729	11
Laws and Policies	Equal rights between sons and daughters to inherit assets from parents	Yes	1.000	-
	Equal remuneration for work of equal value	No	0.000	-
	Legislation on sexual harassment in employment	Yes	1.000	-
	Laws prohibiting or invalidating child marriage	Yes	1.000	-
	Legislation explicitly criminalizes marital rape	No	0.000	-

# ASIA GIRLS' LEADERSHIP INDEX: COUNTRY PROFILE

## 10 INDONESIA

<b>Total Population</b>	<b>255,182,144</b>	<b>Female Population</b>	<b>126,950,255</b>	<b>HDI</b>	0.694 (Rank 116)	
0-4	22,779,011	0-4	11,136,258	<b>GDI</b>	0.932 (Group 3)	
5-9	24,564,098	5-9	11,975,705	<b>GII</b>	0.453	
10-14	23,496,807	10-14	11,467,235	<b>GDP/Capita</b>	11,189	
15-19	21,110,721	15-19	10,322,320			

	Overall	Education	Economic Opportunities	Protection	Health	Voice & Representation	Laws
Index Score	<b>0.595</b>	0.418	0.495	0.843	0.761	0.656	0.400
Country Ranking	<b>10</b>	9	9	4	6	13	4


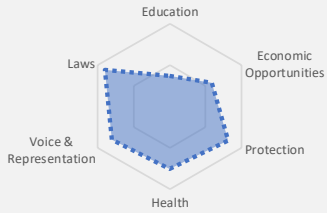
\*Group 4 of 5

Domain	Indicator	Indicator Value	Index Value	Ranking
Education	Completion Rate, Lower Secondary Female (%)	93.3	0.609	6
	Gross enrolment ratio for tertiary education, female (%)	38.5	0.257	6
	Access to Internet, Female (%)	30.5	0.305	10
	Mean years of schooling, female (years)	7.5	0.500	7
Economic Opportunity	Share of youth not in employment, education or training (youth NEET rate), Female (%)	28	0.72	10
	Youth Labour Participation Rate, Female (%)	38.1	0.381	5
	Account ownership at a financial institution or with a mobile-service provider, Female (%)	51.4	0.514	7
Protection	Female share of employment in managerial positions (%)	27.5	0.367	9
	Percentage of girls aged 5-17 years engaged in child labour	4.6	0.908	7
	Percentage of women aged 20-24 who were married before age 18	13.6	0.849	4
Health	Percentage of the female population ages 15 and older that has ever experienced physical and/or sexual violence from an intimate partner	18.3	0.771	6
	Adolescent birth rate (births per 1,000 women aged 15-19)	47.4	0.763	12
	Proportion of women aged 15 - 19 years who have their need for family planning satisfied with modern methods	84.9	0.849	1
	Prevalence of stunting, height for age, female (% of children under 5)	35.5	0.493	14
Political Voice and Representation	Suicide Mortality Rate (15-19), female (per 100,000 female population)	2.4	0.940	4
	Proportion of seats held by women in national parliaments	18.2	0.243	11
	Woman's testimony carries the same evidentiary weight in court as a man's	Yes	1.000	-
Laws and Policies	Proportion of girls under 5 years of age whose births have been registered with a civil authority	72.5	0.725	12
	Equal rights between sons and daughters to inherit assets from parents	No	0.000	-
	Equal remuneration for work of equal value	No	0.000	-
	Legislation on sexual harassment in employment	No	0.000	-
	Laws prohibiting or invalidating child marriage	Yes	1.000	-
Legislation explicitly criminalizes marital rape	Yes	1.000	-	

# ASIA GIRLS' LEADERSHIP INDEX: COUNTRY PROFILE

## 8

## LAO (PDR)

<b>Total Population</b> 		<b>Female Population</b>		<b>HDI</b> 0.601 (Rank 139)		
0-4		0-4		<b>GDI</b> 0.934 (Group 3)		
5-9		5-9		<b>GII</b> 0.461		
10-14		10-14		<b>GDP/Capita</b> 6,397		
15-19		15-19				

	Overall	Education	Economic Opportunities	Protection	Health	Voice & Representation	Laws
Index Score	0.603	0.271	0.482	0.719	0.646	0.699	0.800
Country Ranking	8	16	12	10	13	6	2 <sup>▲</sup>

<sup>▲</sup>Group 2 of 5

Domain	Indicator	Indicator Value	Index Value	Ranking
Education	Completion Rate, Lower Secondary Female (%)	67.7	0.432	15
	Gross enrolment ratio for tertiary education, female (%)	16.1	0.107	12
	Access to Internet, Female (%)	23.7	0.237	13
	Mean years of schooling, female (years)	4.6	0.307	13
Economic Opportunity	Share of youth not in employment, education or training (youth NEET rate), Female (%)	44.9	0.551	15
	Youth Labour Participation Rate, Female (%)	27.3	0.273	13
	Account ownership at a financial institution or with a mobile-service provider, Female (%)	31.9	0.319	11
	Female share of employment in managerial positions (%)	59.0	0.787	1
Protection	Percentage of girls aged 5-17 years engaged in child labour	12.9	0.742	16
	Percentage of women aged 20-24 who were married before age 18	35.4	0.607	14
	Percentage of the female population ages 15 and older that has ever experienced physical and/or sexual violence from an intimate partner	15.3	0.809	2
Health	Adolescent birth rate (births per 1,000 women aged 15-19)	62.6	0.687	17
	Proportion of women aged 15 - 19 years who have their need for family planning satisfied with modern methods	58.5	0.585	8
	Prevalence of stunting, height for age, female (% of children under 5)	32.0	0.543	11
	Suicide Mortality Rate (15-19), female (per 100,000 female population)	9.2	0.770	12
Political Voice and Representation	Proportion of seats held by women in national parliaments	27.5	0.367	5
	Woman's testimony carries the same evidentiary weight in court as a man's	Yes	1.000	-
	Proportion of girls under 5 years of age whose births have been registered with a civil authority	73.1	0.731	10
Laws and Policies	Equal rights between sons and daughters to inherit assets from parents	Yes	1.000	-
	Equal remuneration for work of equal value	No	0.000	-
	Legislation on sexual harassment in employment	Yes	1.000	-
	Laws prohibiting or invalidating child marriage	Yes	1.000	-
	Legislation explicitly criminalizes marital rape	Yes	1.000	-



# ASIA GIRLS' LEADERSHIP INDEX: COUNTRY PROFILE

## 9 MALAYSIA

<b>Total Population</b>	<b>32,049,740</b>	<b>Female Population</b>	<b>15,488,628</b>	<b>HDI</b>	0.802 (Rank 57)	
0-4	2,620,931	0-4	1,266,532	<b>GDI</b>	0.976 (Group 1)	
5-9	2,532,621	5-9	1,225,386	<b>GII</b>	0.287	
10-14	2,579,390	10-14	1,255,176	<b>GDP/Capita</b>	26,808	
15-19	2,873,033	15-19	1,384,105			

	Overall	Education	Economic Opportunities	Protection	Health	Voice & Representation	Laws
Index Score	0.600	0.580	0.574	-	0.851	0.596	0.400
Country Ranking	9	3	3	-	3	16	4 <sup>▲</sup>

<sup>▲</sup>Group 4 of 5

Domain	Indicator	Indicator Value	Index Value	Ranking
Education	Completion Rate, Lower Secondary Female (%)	87.1	0.566	10
	Gross enrolment ratio for tertiary education, female (%)	45.5	0.303	3
	Access to Internet, Female (%)	78.2	0.782	3
	Mean years of schooling, female (years)	10.0	0.667	3
Economic Opportunity	Share of youth not in employment, education or training (youth NEET rate), Female (%)	15.3	0.847	4
	Youth Labour Participation Rate, Female (%)	35.3	0.353	9
	Account ownership at a financial institution or with a mobile-service provider, Female (%)	82.5	0.825	2
	Female share of employment in managerial positions (%)	20.4	0.272	12
Protection	Percentage of girls aged 5-17 years engaged in child labour	-	-	-
	Percentage of women aged 20-24 who were married before age 18	-	-	-
	Percentage of the female population ages 15 and older that has ever experienced physical and/or sexual violence from an intimate partner	-	-	-
Health	Adolescent birth rate (births per 1,000 women aged 15-19)	13.4	0.933	4
	Proportion of women aged 15 - 19 years who have their need for family planning satisfied with modern methods	75.5	0.755	5
	Prevalence of stunting, height for age, female (% of children under 5)	17.2	0.754	6
	Suicide Mortality Rate (15-19), female (per 100,000 female population)	1.6	0.960	1
Political Voice and Representation	Proportion of seats held by women in national parliaments	14.4	0.192	13
	Woman's testimony carries the same evidentiary weight in court as a man's	Yes	1.000	-
	Proportion of girls under 5 years of age whose births have been registered with a civil authority	-	-	-
Laws and Policies	Equal rights between sons and daughters to inherit assets from parents	No	0.000	-
	Equal remuneration for work of equal value	No	0.000	-
	Legislation on sexual harassment in employment	Yes	1.000	-
	Laws prohibiting or invalidating child marriage	Yes	1.000	-
	Legislation explicitly criminalizes marital rape	No	0.000	-

# ASIA GIRLS' LEADERSHIP INDEX: COUNTRY PROFILE

## 13 MYANMAR

	<b>Total Population</b>	<b>53,387,948</b>	<b>Female Population</b>	<b>27,740,101</b>	<b>HDI</b> 0.578(Rank 148) <b>GDI</b> 0.959 (Group 2) <b>GII</b> 0.456 <b>GDP/Capita</b> 5,592	
	0-4	4,976,052	0-4	2,456,894		
	5-9	4,796,228	5-9	2,373,616		
	10-14	5,167,389	10-14	2,535,457		
	15-19	4,922,623	15-19	2,446,991		

	Overall	Education	Economic Opportunities	Protection	Health	Voice & Representation	Laws
Index Score	0.528	0.295	0.484	0.813	0.724	0.652	0.200
Country Ranking	13	11	11	6	8	14	5 ▲

▲Group 5 of 5

Domain	Indicator	Indicator Value	Index Value	Ranking
Education	Completion Rate, Lower Secondary Female (%)	64.1	0.408	16
	Gross enrolment ratio for tertiary education, female (%)	19.0	0.127	11
	Access to Internet, Female (%)	31.8	0.318	9
	Mean years of schooling, female (years)	4.9	0.327	11
Economic Opportunity	Share of youth not in employment, education or training (youth NEET rate), Female (%)	23.6	0.764	7
	Youth Labour Participation Rate, Female (%)	43.9	0.439	3
	Account ownership at a financial institution or with a mobile-service provider, Female (%)	26.0	0.26	14
Protection	Female share of employment in managerial positions (%)	35.6	0.475	4
	Percentage of girls aged 5-17 years engaged in child labour	8.3	0.834	12
	Percentage of women aged 20-24 who were married before age 18	16	0.822	7
	Percentage of the female population ages 15 and older that has ever experienced physical and/or sexual violence from an intimate partner	17.3	0.784	5
Health	Adolescent birth rate (births per 1,000 women aged 15-19)	28.7	0.857	9
	Proportion of women aged 15 - 19 years who have their need for family planning satisfied with modern methods	73	0.730	6
	Prevalence of stunting, height for age, female (% of children under 5)	27.2	0.611	8
	Suicide Mortality Rate (15-19), female (per 100,000 female population)	12	0.700	14
Political Voice and Representation	Proportion of seats held by women in national parliaments	11.3	0.151	15
	Woman's testimony carries the same evidentiary weight in court as a man's	Yes	1.000	-
	Proportion of girls under 5 years of age whose births have been registered with a civil authority	80.6	0.806	8
Laws and Policies	Equal rights between sons and daughters to inherit assets from parents	Yes	1.000	-
	Equal remuneration for work of equal value	No	0.000	-
	Legislation on sexual harassment in employment	Yes	1.000	-
	Laws prohibiting or invalidating child marriage	No	1.000	-
	Legislation explicitly criminalizes marital rape	Yes	1.000	-

# ASIA GIRLS' LEADERSHIP INDEX: COUNTRY PROFILE

## 7 MALDIVES

	<b>Total Population</b>	<b>491,589</b>	<b>Female Population</b>	<b>188,111</b>	<b>HDI</b>	0.717 (Rank 101)
	0-4	37,675	0-4	17,966	<b>GDI</b>	0.919 (Group 4)
	5-9	36,569	5-9	17,508	<b>GII</b>	0.343
	10-14	27,990	10-14	13,590	<b>GDP/Capita</b>	15,184
	15-19	30,811	15-19	13,650		

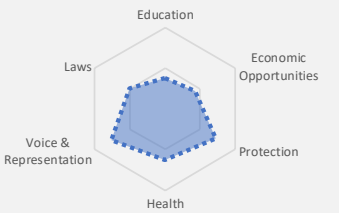

	Overall	Education	Economic Opportunities	Protection	Health	Voice & Representation	Laws
Index Score	0.611	0.466	0.518	0.895	0.701	0.685	0.400
Country Ranking	7	6	8	2	9	8	4 ▲


▲Group 4 of 5

Domain	Indicator	Indicator Value	Index Value	Ranking
Education	Completion Rate, Lower Secondary Female (%)	104.2	0.684	2
	Gross enrolment ratio for tertiary education, female (%)	20.5	0.137	10
	Access to Internet, Female (%)	63.1	0.631	4
	Mean years of schooling, female (years)	6.2	0.413	9
Economic Opportunity	Share of youth not in employment, education or training (youth NEET rate), Female (%)	25.3	0.747	8
	Youth Labour Participation Rate, Female (%)	42.9	0.429	4
	Account ownership at a financial institution or with a mobile-service provider, Female (%)	63.4	0.634	6
Protection	Female share of employment in managerial positions (%)	19.6	0.261	13
	Percentage of girls aged 5-17 years engaged in child labour	2.3	0.954	3
	Percentage of women aged 20-24 who were married before age 18	2.2	0.976	2
	Percentage of the female population ages 15 and older that has ever experienced physical and/or sexual violence from an intimate partner	19.5	0.756	7
Health	Adolescent birth rate (births per 1,000 women aged 15-19)	5.8	0.971	2
	Proportion of women aged 15 - 19 years who have their need for family planning satisfied with modern methods	9.5	0.095	18
	Prevalence of stunting, height for age, female (% of children under 5)	14.2	0.797	3
	Suicide Mortality Rate (15-19), female (per 100,000 female population)	2.3	0.943	3
Political Voice and Representation	Proportion of seats held by women in national parliaments	4.7	0.063	19
	Woman's testimony carries the same evidentiary weight in court as a man's	Yes	1.000	-
	Proportion of girls under 5 years of age whose births have been registered with a civil authority	99.1	0.991	4
Laws and Policies	Equal rights between sons and daughters to inherit assets from parents	No	0.000	-
	Equal remuneration for work of equal value	No	0.000	-
	Legislation on sexual harassment in employment	Yes	1.000	-
	Laws prohibiting or invalidating child marriage	Yes	1.000	-
	Legislation explicitly criminalizes marital rape	No	0.000	-

# ASIA GIRLS' LEADERSHIP INDEX: COUNTRY PROFILE

## 16 NEPAL

<b>Total Population</b>	<b>26,494,504</b>	<b>Female Population</b>	<b>13,645,463</b>	<b>HDI</b>	<b>0.574(Rank 149)</b>	
 0-4	2,567,963	0-4	1,253,006	<b>GDI</b>	<b>0.925 (Group 4)</b>	
5-9	3,204,859	5-9	1,569,683	<b>GII</b>	<b>0.480</b>	
10-14	3,475,424	10-14	1,710,794	<b>GDP/Capita</b>	<b>2,443</b>	
15-19	2,931,980	15-19	1,488,789			

	Overall	Education	Economic Opportunities	Protection	Health	Voice & Representation	Laws
Index Score	<b>0.470</b>	0.277	0.332	0.621	0.527	0.663	0.400
Country Ranking	<b>16</b>	15	16	15	18	11	4 

\*Group 4 of 5

Domain	Indicator	Indicator Value	Index Value	Ranking
Education	Completion Rate, Lower Secondary Female (%)	93.6	0.611	5
	Gross enrolment ratio for tertiary education, female (%)	12.4	0.083	15
	Access to Internet, Female (%)	17.3	0.173	15
	Mean years of schooling, female (years)	3.6	0.240	16
Economic Opportunity	Share of youth not in employment, education or training (youth NEET rate), Female (%)	46.6	0.534	16
	Youth Labour Participation Rate, Female (%)	20.3	0.203	16
	Account ownership at a financial institution or with a mobile-service provider, Female (%)	41.6	0.416	8
Protection	Female share of employment in managerial positions (%)	13.2	0.176	15
	Percentage of girls aged 5-17 years engaged in child labour	19.3	0.614	17
	Percentage of women aged 20-24 who were married before age 18	39.5	0.561	15
Health	Percentage of the female population ages 15 and older that has ever experienced physical and/or sexual violence from an intimate partner	25	0.688	10
	Adolescent birth rate (births per 1,000 women aged 15-19)	60.5	0.698	15
	Proportion of women aged 15 - 19 years who have their need for family planning satisfied with modern methods	24.9	0.249	14
	Prevalence of stunting, height for age, female (% of children under 5)	35.7	0.490	15
Political Voice and Representation	Suicide Mortality Rate (15-19), female (per 100,000 female population)	13.1	0.673	15
	Proportion of seats held by women in national parliaments	32.7	0.436	2
	Woman's testimony carries the same evidentiary weight in court as a man's	Yes	1.000	-
Laws and Policies	Proportion of girls under 5 years of age whose births have been registered with a civil authority	55.2	0.552	14
	Equal rights between sons and daughters to inherit assets from parents	No	0.000	-
	Equal remuneration for work of equal value	No	0.000	-
	Legislation on sexual harassment in employment	Yes	1.000	-
	Laws prohibiting or invalidating child marriage	No	0.000	-
	Legislation explicitly criminalizes marital rape	Yes	1.000	-

# ASIA GIRLS' LEADERSHIP INDEX: COUNTRY PROFILE

## 19 PAKISTAN

	<b>Total Population</b>	<b>207,774,000</b>	<b>Female Population</b>	<b>101,314,780</b>		
	0-14	64,271,086	0-14	31,265,463	<b>HDI</b>	0.562 (Rank 150)
	15-24	43,318,352	15-24	20,980,455	<b>GDI</b>	0.750 (Group 5)
					<b>GII</b>	0.541
					<b>GDP/Capita</b>	5,034


	Overall	Education	Economic Opportunities	Protection	Health	Voice & Representation	Laws
Index Score	<b>0.361</b>	0.171	0.192	0.786	0.587	0.229	0.200
Country Ranking	<b>19</b>	18	18	7	14	18	5 ▲

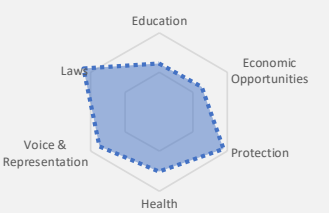
\*Group 5 of 5


Domain	Indicator	Indicator Value	Index Value	Ranking
Education	Completion Rate, Lower Secondary Female (%)	49.1	0.304	18
	Gross enrolment ratio for tertiary education, female (%)	9.4	0.063	17
	Access to Internet, Female (%)	6.2	0.062	18
	Mean years of schooling, female (years)	3.8	0.253	15
Economic Opportunity	Share of youth not in employment, education or training (youth NEET rate), Female (%)	54.9	0.451	18
	Youth Labour Participation Rate, Female (%)	18.3	0.183	18
	Account ownership at a financial institution or with a mobile-service provider, Female (%)	7.0	0.07	18
	Female share of employment in managerial positions (%)	4.9	0.065	18
Protection	Percentage of girls aged 5-17 years engaged in child labour	7.1	0.858	9
	Percentage of women aged 20-24 who were married before age 18	18.3	0.797	9
	Percentage of the female population ages 15 and older that has ever experienced physical and/or sexual violence from an intimate partner	23.7	0.704	9
Health	Adolescent birth rate (births per 1,000 women aged 15-19)	36.9	0.816	10
	Proportion of women aged 15 - 19 years who have their need for family planning satisfied with modern methods	23.3	0.233	15
	Prevalence of stunting, height for age, female (% of children under 5)	37.1	0.470	16
	Suicide Mortality Rate (15-19), female (per 100,000 female population)	6.8	0.830	10
Political Voice and Representation	Proportion of seats held by women in national parliaments	20.2	0.269	9
	Woman's testimony carries the same evidentiary weight in court as a man's	No	0.000	-
	Proportion of girls under 5 years of age whose births have been registered with a civil authority	41.9	0.419	15
Laws and Policies	Equal rights between sons and daughters to inherit assets from parents	No	0.000	-
	Equal remuneration for work of equal value	No	0.000	-
	Legislation on sexual harassment in employment	Yes	1.000	-
	Laws prohibiting or invalidating child marriage	No	1.000	-
	Legislation explicitly criminalizes marital rape	No	0.000	-

# ASIA GIRLS' LEADERSHIP INDEX: COUNTRY PROFILE

## 2 PHILIPPINES

<b>Total Population</b>	<b>92,335,113</b>	<b>Female Population</b>	<b>45,700,856</b>	<b>HDI</b>	0.699 (Rank 113)
 0-4	10,233,784	0-4	4,940,573	<b>GDI</b>	1.000 (Group 1)
5-9	10,321,543	5-9	4,989,256	<b>GII</b>	0.427
10-14	10,179,610	10-14	4,942,604	<b>GDP/Capita</b>	7,599
15-19	9,705,354	15-19	4,773,848		




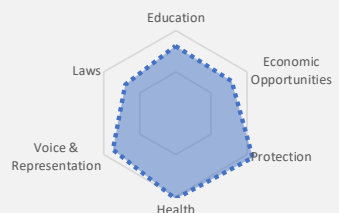
	Overall	Education	Economic Opportunities	Protection	Health	Voice & Representation	Laws
Index Score	<b>0.717</b>	0.507	0.520	0.845	0.659	0.768	1.000
Country Ranking	<b>2</b>	4	6	3	12	3	1 

<sup>A</sup>Group 1 of 5

Domain	Indicator	Indicator Value	Index Value	Ranking
Education	Completion Rate, Lower Secondary Female (%)	91.2	0.594	7
	Gross enrolment ratio for tertiary education, female (%)	40.3	0.269	5
	Access to Internet, Female (%)	53.2	0.532	5
	Mean years of schooling, female (years)	9.5	0.633	4
Economic Opportunity	Share of youth not in employment, education or training (youth NEET rate), Female (%)	28.5	0.715	11
	Youth Labour Participation Rate, Female (%)	27.5	0.275	12
	Account ownership at a financial institution or with a mobile-service provider, Female (%)	38.9	0.389	9
	Female share of employment in managerial positions (%)	52.7	0.703	2
Protection	Percentage of girls aged 5-17 years engaged in child labour	3.5	0.930	5
	Percentage of women aged 20-24 who were married before age 18	16.5	0.817	8
	Percentage of the female population ages 15 and older that has ever experienced physical and/or sexual violence from an intimate partner	16.9	0.789	3
Health	Adolescent birth rate (births per 1,000 women aged 15-19)	60.5	0.698	16
	Proportion of women aged 15 - 19 years who have their need for family planning satisfied with modern methods	46.6	0.466	11
	Prevalence of stunting, height for age, female (% of children under 5)	30.9	0.559	9
	Suicide Mortality Rate (15-19), female (per 100,000 female population)	3.5	0.913	7
Political Voice and Representation	Proportion of seats held by women in national parliaments	29.5	0.393	3
	Woman's testimony carries the same evidentiary weight in court as a man's	Yes	1.000	-
	Proportion of girls under 5 years of age whose births have been registered with a civil authority	91.2	0.912	7
Laws and Policies	Equal rights between sons and daughters to inherit assets from parents	Yes	1.000	-
	Equal remuneration for work of equal value	Yes	1.000	-
	Legislation on sexual harassment in employment	Yes	1.000	-
	Laws prohibiting or invalidating child marriage	Yes	1.000	-
	Legislation explicitly criminalizes marital rape	Yes	1.000	-

# ASIA GIRLS' LEADERSHIP INDEX: COUNTRY PROFILE

## 1 SINGAPORE

	<b>Total Population</b>	<b>3,965,796</b>	<b>Female Population</b>	<b>2,022,251</b>	<b>HDI</b> 0.932 (Rank 9) <b>GDI</b> 0.982 (Group 1) <b>GII</b> 0.067 <b>GDP/Capita</b> 85,535	
	0-4	187,653	0-4	91,612		
	5-9	200,575	5-9	98,565		
	10-14	206,253	10-14	101,368		
	15-19	232,973	15-19	113,473		


	Overall	Education	Economic Opportunities	Protection	Health	Voice & Representation	Laws
Index Score	<b>0.778</b>	0.716	0.682	0.969	0.932	0.769	0.600
Country Ranking	<b>1</b>	1	1	1	1	2	3▲

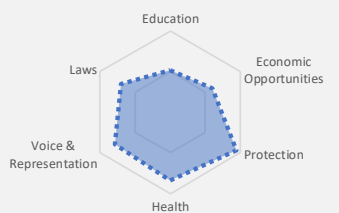
\*Group 3 of 5

Domain	Indicator	Indicator Value	Index Value	Ranking
Education	Completion Rate, Lower Secondary Female (%)	105.1	0.690	1
	Gross enrolment ratio for tertiary education, female (%)	90.6	0.604	1
	Access to Internet, Female (%)	83.7	0.837	2
	Mean years of schooling, female (years)	11.0	0.733	1
Economic Opportunity	Share of youth not in employment, education or training (youth NEET rate), Female (%)	5.2	0.948	1
	Youth Labour Participation Rate, Female (%)	35.7	0.357	7
	Account ownership at a financial institution or with a mobile-service provider, Female (%)	96.3	0.963	1
	Female share of employment in managerial positions (%)	34.5	0.460	5
Protection	Percentage of girls aged 5-17 years engaged in child labour	0.5	0.990	1
	Percentage of women aged 20-24 who were married before age 18	0.5	0.994	1
	Percentage of the female population ages 15 and older that has ever experienced physical and/or sexual violence from an intimate partner	6.1	0.924	1
Health	Adolescent birth rate (births per 1,000 women aged 15-19)	3.7	0.982	1
	Proportion of women aged 15 - 19 years who have their need for family planning satisfied with modern methods	-	-	-
	Prevalence of stunting, height for age, female (% of children under 5)	3.9	0.944	1
	Suicide Mortality Rate (15-19), female (per 100,000 female population)	5.2	0.870	8
Political Voice and Representation	Proportion of seats held by women in national parliaments	23.0	0.307	7
	Woman's testimony carries the same evidentiary weight in court as a man's	Yes	1.000	-
	Proportion of girls under 5 years of age whose births have been registered with a civil authority	100.0	1.000	1
Laws and Policies	Equal rights between sons and daughters to inherit assets from parents	Yes	1.000	-
	Equal remuneration for work of equal value	No	0.000	-
	Legislation on sexual harassment in employment	Yes	1.000	-
	Laws prohibiting or invalidating child marriage	Yes	1.000	-
	Legislation explicitly criminalizes marital rape	No	0.000	-

# ASIA GIRLS' LEADERSHIP INDEX: COUNTRY PROFILE

## 5 SRI LANKA

<b>Total Population</b>	<b>20,359,439</b>	<b>Female Population</b>	<b>10,502,805</b>	<b>HDI</b>	<b>0.770 (Rank 76)</b>
 0-4	1,743,862	0-4	864,639	<b>GDI</b>	<b>0.935 (Group 3)</b>
5-9	1,747,752	5-9	865,644	<b>GII</b>	<b>0.354</b>
10-14	1,640,052	10-14	810,983	<b>GDP/Capita</b>	<b>11,669</b>
15-19	1,644,249	15-19	824,322		



	Overall	Education	Economic Opportunities	Protection	Health	Voice & Representation	Laws
Index Score	0.629	0.418	0.495	0.835	0.744	0.680	0.600
Country Ranking	5	8	10	5	7	9	3 <sup>▲</sup>


<sup>▲</sup>Group 3 of 5

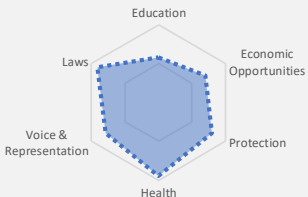
Domain	Indicator	Indicator Value	Index Value	Ranking
Education	Completion Rate, Lower Secondary Female (%)	96.1	0.628	4
	Gross enrolment ratio for tertiary education, female (%)	22.8	0.152	9
	Access to Internet, Female (%)	20.5	0.205	14
	Mean years of schooling, female (years)	10.3	0.687	2
Economic Opportunity	Share of youth not in employment, education or training (youth NEET rate), Female (%)	35.4	0.646	13
	Youth Labour Participation Rate, Female (%)	23.1	0.231	15
	Account ownership at a financial institution or with a mobile-service provider, Female (%)	73.4	0.734	5
	Female share of employment in managerial positions (%)	27.6	0.368	8
Protection	Percentage of girls aged 5-17 years engaged in child labour	7.5	0.850	10
	Percentage of women aged 20-24 who were married before age 18	11.8	0.869	3
	Percentage of the female population ages 15 and older that has ever experienced physical and/or sexual violence from an intimate partner	17	0.788	4
Health	Adolescent birth rate (births per 1,000 women aged 15-19)	14.1	0.930	5
	Proportion of women aged 15 - 19 years who have their need for family planning satisfied with modern methods	57.7	0.577	9
	Prevalence of stunting, height for age, female (% of children under 5)	16.6	0.763	4
	Suicide Mortality Rate (15-19), female (per 100,000 female population)	11.7	0.708	13
Political Voice and Representation	Proportion of seats held by women in national parliaments	5.3	0.071	18
	Woman's testimony carries the same evidentiary weight in court as a man's	Yes	1.000	-
	Proportion of girls under 5 years of age whose births have been registered with a civil authority	97	0.970	5
Laws and Policies	Equal rights between sons and daughters to inherit assets from parents	Yes	1.000	-
	Equal remuneration for work of equal value	No	0.000	-
	Legislation on sexual harassment in employment	Yes	1.000	-
	Laws prohibiting or invalidating child marriage	Yes	1.000	-
	Legislation explicitly criminalizes marital rape	No	0.000	-



# ASIA GIRLS' LEADERSHIP INDEX: COUNTRY PROFILE

## 4 THAILAND

<b>Total Population</b>	<b>65,521,660</b>	<b>Female Population</b>	<b>33,714,269</b>	<b>HDI</b>	0.755 (Rank 83)
 0-4	3,661,555	0-4	1,789,308	<b>GDI</b>	0.996 (Group 1)
5-9	3,760,113	5-9	1,836,435	<b>GII</b>	0.393
10-14	4,071,457	10-14	1,992,082	<b>GDP/Capita</b>	16,278
15-19	4,416,067	15-19	2,171,529		



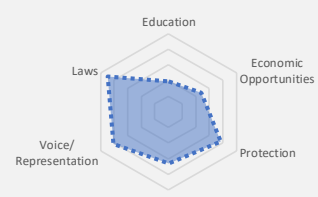
	Overall	Education	Economic Opportunities	Protection	Health	Voice & Representation	Laws
Index Score	<b>0.683</b>	0.477	0.596	0.693	0.842	0.689	0.800
Country Ranking	<b>4</b>	5	2	12	4	7	2 ▲

\*Group 2 of 5

Domain	Indicator	Indicator Value	Index Value	Ranking
Education	Completion Rate, Lower Secondary Female (%)	82.1	0.532	14
	Gross enrolment ratio for tertiary education, female (%)	57.7	0.385	2
	Access to Internet, Female (%)	50.0	0.500	6
	Mean years of schooling, female (years)	7.4	0.493	8
Economic Opportunity	Share of youth not in employment, education or training (youth NEET rate), Female (%)	19.4	0.806	5
	Youth Labour Participation Rate, Female (%)	34.3	0.343	10
	Account ownership at a financial institution or with a mobile-service provider, Female (%)	79.8	0.798	3
	Female share of employment in managerial positions (%)	32.7	0.436	7
Protection	Percentage of girls aged 5-17 years engaged in child labour	8.2	0.836	11
	Percentage of women aged 20-24 who were married before age 18	22.1	0.754	11
	Percentage of the female population ages 15 and older that has ever experienced physical and/or sexual violence from an intimate partner	41	0.488	14
Health	Adolescent birth rate (births per 1,000 women aged 15-19)	51.9	0.741	14
	Proportion of women aged 15 - 19 years who have their need for family planning satisfied with modern methods	84.2	0.842	2
	Prevalence of stunting, height for age, female (% of children under 5)	9.4	0.866	2
	Suicide Mortality Rate (15-19), female (per 100,000 female population)	3.2	0.920	6
Political Voice and Representation	Proportion of seats held by women in national parliaments	5.4	0.072	17
	Woman's testimony carries the same evidentiary weight in court as a man's	Yes	1.000	-
	Proportion of girls under 5 years of age whose births have been registered with a civil authority	99.5	0.995	3
Laws and Policies	Equal rights between sons and daughters to inherit assets from parents	Yes	1.000	-
	Equal remuneration for work of equal value	No	0.000	-
	Legislation on sexual harassment in employment	Yes	1.000	-
	Laws prohibiting or invalidating child marriage	Yes	1.000	-
	Legislation explicitly criminalizes marital rape	Yes	1.000	-

# ASIA GIRLS' LEADERSHIP INDEX: COUNTRY PROFILE

## 12 TIMOR-LESTE

<b>Total Population</b>	<b>1,066,409</b>	<b>Female Population</b>	<b>522,211</b>	<b>HDI</b>	0.625 (Rank 132)	
0-4	153,334	0-4	74,165	<b>GDI</b>	0.855 (Group 5)	
5-9	153,108	5-9	74,128	<b>GII</b>	-	
10-14	135,464	10-14	64,951	<b>GDP/Capita</b>	6,570	
15-19	116,535	15-19	57,781			


	Overall	Education	Economic Opportunities	Protection	Health	Voice/Representation	Laws
Index Score	0.570	0.292	0.387	0.672	0.557	0.714	0.800
Country Ranking	12	12	14	14	17	5	2 ▲

\*Group 2 of 5

Domain	Indicator	Indicator Value	Index Value	Ranking
Education	Completion Rate, Lower Secondary Female (%)	84.5	0.548	12
	Gross enrolment ratio for tertiary education, female (%)	16.0	0.107	13
	Access to Internet, Female (%)	27.5	0.275	11
	Mean years of schooling, female (years)	3.6	0.240	17
Economic Opportunity	Share of youth not in employment, education or training (youth NEET rate), Female (%)	25.7	0.743	9
	Youth Labour Participation Rate, Female (%)	36.6	0.366	6
	Account ownership at a financial institution or with a mobile-service provider, Female (%)	11.1	0.111	16
Protection	Female share of employment in managerial positions (%)	24.5	0.327	11
	Percentage of girls aged 5-17 years engaged in child labour	4.2	0.916	6
	Percentage of women aged 20-24 who were married before age 18	14.9	0.834	5
Health	Percentage of the female population ages 15 and older that has ever experienced physical and/or sexual violence from an intimate partner	58.8	0.265	17
	Adolescent birth rate (births per 1,000 women aged 15-19)	44.0	0.780	11
	Proportion of women aged 15 - 19 years who have their need for family planning satisfied with modern methods	22.1	0.221	16
	Prevalence of stunting, height for age, female (% of children under 5)	43.0	0.386	19
Political Voice and Representation	Suicide Mortality Rate (15-19), female (per 100,000 female population)	6.3	0.843	9
	Proportion of seats held by women in national parliaments	40.0	0.533	1
	Woman's testimony carries the same evidentiary weight in court as a man's	Yes	1.000	-
Laws and Policies	Proportion of girls under 5 years of age whose births have been registered with a civil authority	61	0.610	13
	Equal rights between sons and daughters to inherit assets from parents	Yes	1.000	-
	Equal remuneration for work of equal value	No	0.000	-
	Legislation on sexual harassment in employment	Yes	1.000	-
	Laws prohibiting or invalidating child marriage	Yes	1.000	-
Legislation explicitly criminalizes marital rape	Yes	1.000	-	

# ASIA GIRLS' LEADERSHIP INDEX: COUNTRY PROFILE

## 3 VIETNAM

<b>Total Population</b>	<b>85,846,997</b>	<b>Female Population</b>	<b>43,433,854</b>	<b>HDI</b>	0.694 (Rank 116)
 0-4	7,034,144	0-4	3,371,255	<b>GDI</b>	1.005 (Group 1)
5-9	6,710,737	5-9	3,252,578	<b>GII</b>	0.305
10-14	7,248,378	10-14	3,523,009	<b>GDP/Capita</b>	6,172
15-19	8,963,902	15-19	4,385,988		

	Overall	Education	Economic Opportunities	Protection	Health	Voice & Representation	Laws
Index Score	0.712	0.449	0.519	0.718	0.816	0.773	1.000
Country Ranking	3	7	7	11	5	1	1▲

\*Group 1 of 5

Domain	Indicator	Indicator Value	Index Value	Ranking
Education	Completion Rate, Lower Secondary Female (%)	90.0	0.586	8
	Gross enrolment ratio for tertiary education, female (%)	31.3	0.209	7
	Access to Internet, Female (%)	47.3	0.473	8
	Mean years of schooling, female (years)	7.9	0.527	6
Economic Opportunity	Share of youth not in employment, education or training (youth NEET rate), Female (%)	12.2	0.878	2
	Youth Labour Participation Rate, Female (%)	53.0	0.530	2
	Account ownership at a financial institution or with a mobile-service provider, Female (%)	30.4	0.304	12
	Female share of employment in managerial positions (%)	27.2	0.363	10
Protection	Percentage of girls aged 5-17 years engaged in child labour	12.5	0.750	14
	Percentage of women aged 20-24 who were married before age 18	15	0.833	6
	Percentage of the female population ages 15 and older that has ever experienced physical and/or sexual violence from an intimate partner	34.4	0.570	13
Health	Adolescent birth rate (births per 1,000 women aged 15-19)	27.3	0.864	8
	Proportion of women aged 15 - 19 years who have their need for family planning satisfied with modern methods	78.1	0.781	4
	Prevalence of stunting, height for age, female (% of children under 5)	23.2	0.669	7
	Suicide Mortality Rate (15-19), female (per 100,000 female population)	1.9	0.953	2
Political Voice and Representation	Proportion of seats held by women in national parliaments	26.7	0.356	6
	Woman's testimony carries the same evidentiary weight in court as a man's	Yes	1.000	-
	Proportion of girls under 5 years of age whose births have been registered with a civil authority	96.3	0.963	6
Laws and Policies	Equal rights between sons and daughters to inherit assets from parents	Yes	1.000	-
	Equal remuneration for work of equal value	Yes	1.000	-
	Legislation on sexual harassment in employment	Yes	1.000	-
	Laws prohibiting or invalidating child marriage	Yes	1.000	-
	Legislation explicitly criminalizes marital rape	Yes	1.000	-